



1038 Ti-Adam Guidry Road  
 Arnaudville, LA 70512  
 Phone: (337) 754-5097  
 Fax: (337) 754-7330

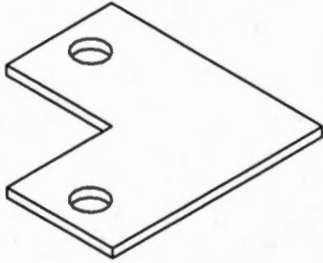
# ACCESSORIES

PAGE A10

SEE PRICE LIST

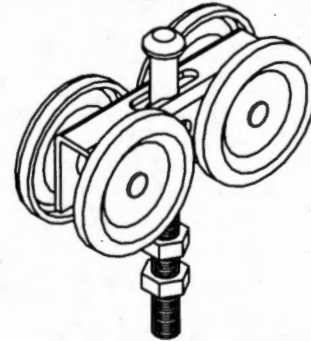
## WELDED BASE PLATE (90°)

PART #	THICK	SIZE	HOLES	WT./PLATE
WCP-3	1/4"	6" X 6"	7/8"	2.744#
WCP-4	1/4"	8" X 8"	7/8"	4.128#



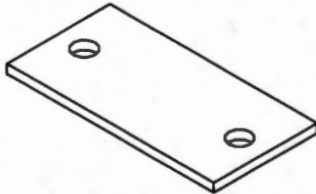
## TROLLEY TRUCK

PART #	DIA.	BOLT	WT./BOX (2/BOX)
TRT	2 1/8"	1/2" X 6"	2.176#



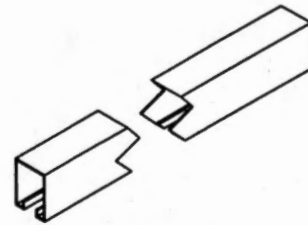
## WELDED BASE PLATE (STRAIGHT)

PART #	THICK	SIZE	HOLES	WT./PLATE
WSP-3	1/4"	3" X 6"	5/8"	1.554#
WSP-4	1/4"	4" X 8"	5/8"	3.238#



## SLIDE DOOR TRACK

PART # SDT	WT./FT. 1.71#
------------	---------------



## SQUARE TUBING

PART #	WIDTH	GA.	LENGTHS	FINISH	WT./EACH
T3X3TUBE10'	3"	12	10'	GAL.	42.88#
T3X3TUBE12'	3"	12	12'	GAL.	51.48#
T3X3TUBE14'	3"	12	14'	GAL.	60.04#
T3X3TUBE24'	3"	12	24'	GAL.	102.84#
T4X4TUBE12'	4"	12	12'	GAL.	69.25#
T4X4TUBE17'	4"	12	17'	GAL.	98.12#
T4X4TUBE24'	4"	12	24'	GAL.	138.56#

