



1038 Ti-Adam Guidry Road  
 Arnaudville, LA 70512  
 Phone: (337) 754-5097  
 Fax: (337) 754-7330

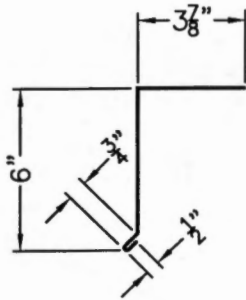
# TRIM

NOTE: ALL TRIM 26 GA.

PAGE TI

SEE PRICE LIST

## SIMPLE EAVE TRIM



PART NUMBER  
ET-1

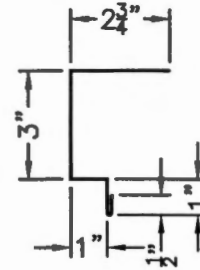
GIRTH

10 7/16"

MAX. LENGTH  
20'-6"

WT./FT.  
.626#

## EAVE TRIM (4" CHANNEL)



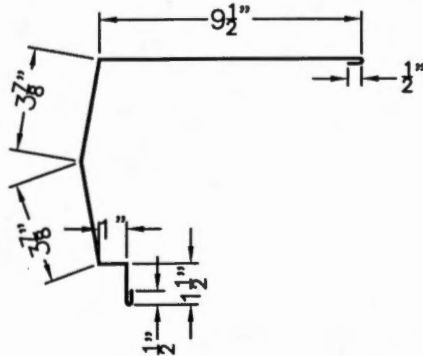
PART NUMBER  
ET-4

GIRTH  
8 1/4"

MAX. LENGTH  
20'-6"

WT./FT.  
.495#

## SCULPTURED HIGHSIDE TRIM



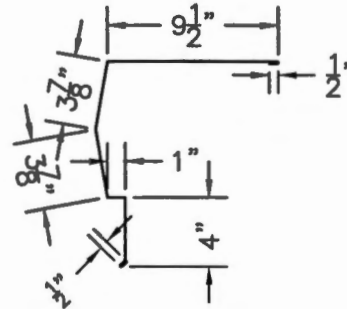
PART NUMBER  
ET-2

GIRTH  
20 7/8"

MAX. LENGTH  
20'-6"

WT./FT.  
1.252#

## EXTENDED SCULPTURED HIGHSIDE TRIM



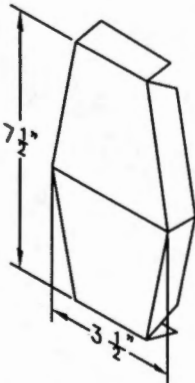
PART NUMBER  
ET-5

GIRTH  
23 1/4"

MAX. LENGTH  
20'-6"

WT./FT.  
1.395#

## STANDARD ET-2 HIGHSIDE END



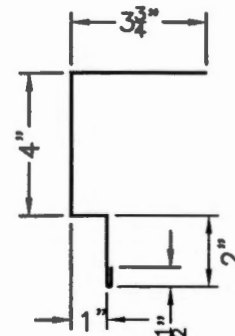
PART NUMBER  
ET-2 END CAP

GIRTH

MAX. LENGTH

WT./EACH  
.195#

## EAVE TRIM (6" CHANNEL)



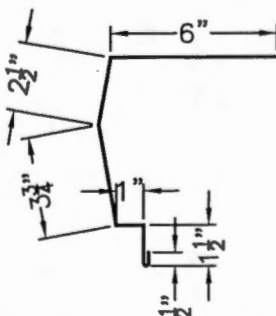
PART NUMBER  
ET-6

GIRTH  
11 1/4"

MAX. LENGTH  
20'-6"

WT./FT.  
.680#

## SCULPTURED EAVE TRIM



PART NUMBER  
ET-3

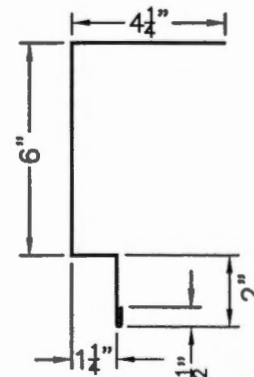
GIRTH

15 3/8"

MAX. LENGTH  
20'-6"

WT./FT.  
.922#

## EAVE TRIM (8" CHANNEL)



PART NUMBER  
ET-8

GIRTH  
13 15/16"

MAX. LENGTH  
20'-6"

WT./FT.  
.836#